

VYNCO LIGHTING

LED DOWNLIGHT 'STREEP' RANGE

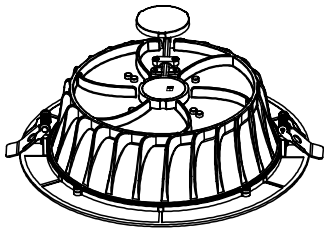
VM5/VM6/VM8/VM10

SAFETY

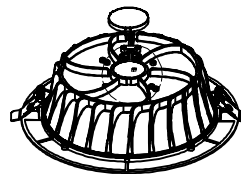
- Turn off power supply before installation or before doing any maintenance work.
- Switch off before installation.
- Switch on only after complete installation and examination of the circuit.
- Installation and maintenance must be performed by a registered electrician.
- Do not install any luminaire near a heat source.
- IP54 can be used in damp locations- not fully weatherproof
- Do not exceed the nominal supply voltage or amperage ratings.
- Non- Dimmable
- All wiring and installation of the light fitting must adhere to local and national wiring rules.
- Take care not to pull any electrical wires during unpacking as this may damage the connection.
- Lay out all the components on a smooth surface and make sure there are no components missing before assembling.
- To avoid injury or damage to the fitting, please ensure that power leads and screws are secure before connecting the power.
- Please keep instructions for future reference.

INSTALLATION


1. Lift cap to reveal colour temperature switch



2. Select desired colour temperature as shown

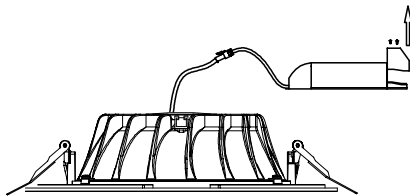


1	2	Colour Temp
ON	-	3000K WW
-	ON	6000K CW
ON	ON	4000K NW

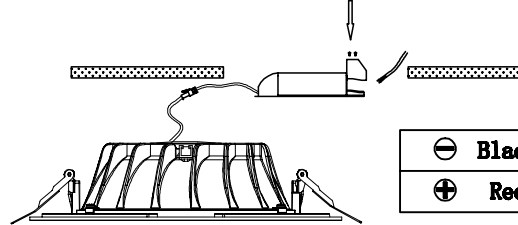


3. Refer below for required cutout size. Remove endcap from driver to expose terminals.

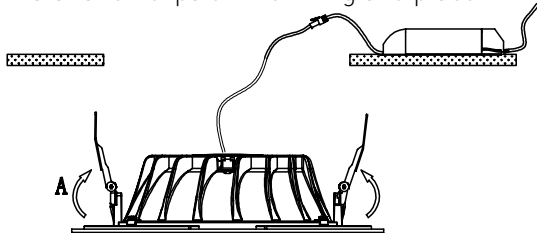
VM5: 125mm
VM6: 150mm
VM8: 180mm
VM18: 200mm



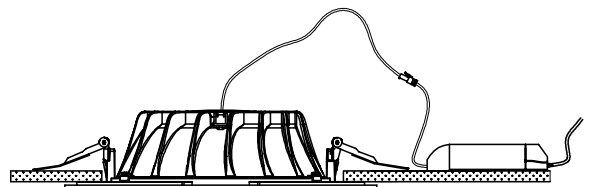
4. Wire the fitting as per below.



5. Retract the installation clips on the fitting and place inside cutout.



6. Switch on and test



VYNCO LIGHTING

Vynco Industries (NZ) Ltd
Head Office, Christchurch

PO Box 9022, Tower Junction
Christchurch 8149
388 - 396 Tuam Street, Christchurch, 8011
P +64 3 379 9283 F +64 3 379 6838
E chcsales@vynco.co.nz

Northern Region / Auckland

PO Box 12 249, Penrose
9 Levene Place, Mount Wellington,
Auckland, 1060
P +64 9 525 6051 F +64 9 525 5799
E vyncoauck@vynco.co.nz

WWW.VYNCO.CO.NZ

WWW.VYNCO-LIGHTING.CO.NZ

WARRANTY STATEMENT

The Streep LED Downlights are guaranteed for a period of 5 years from the date of purchase against defects in workmanship and materials. Defects will be rectified by replacement of the product.

This warranty becomes null and void if in our opinion the product has been misused, incorrectly installed, tampered with, or subject to power surges.

The warranty does not include any labour or other associated expenses that may be involved in removal or installation of the product.

To obtain a replacement under this guarantee, return the goods (prepaid) to the place of purchase (proof of purchase must be supplied).