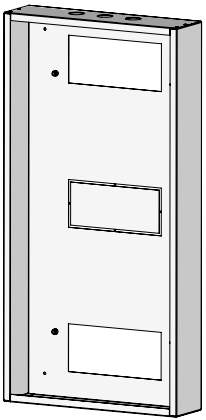


The surface mount kit is intended for mounting onto a wall surface, and is designed to fit any of Vynco's VM range of combined meter boards listed below:

- VMC34
- VMC34D
- VMC51
- VMC51D
- VMD

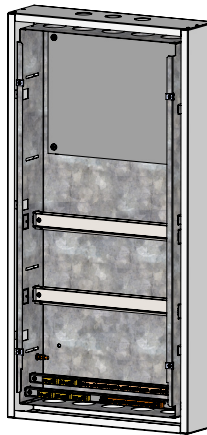
The surface mount kit is suitable for use in retro-fit or new installations.

### INSTRUCTIONS



#### Step 1

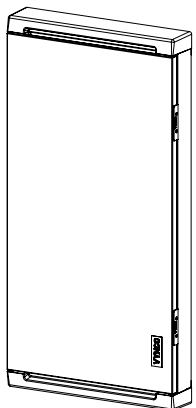
Remove cable knockouts as required. Securely fix the VMCC surface mount kit to the wall.



#### Step 2

Fit the VM base onto the surface mount kit.

Remove PVC gear tray. Screw the VM board into the surface mount kit using the 4 x M6 screws supplied.



#### Step 3

Fix VM door and surround as per normal installation using screws provided.

### WARRANTY STATEMENT

- The VMCC is guaranteed for a period of 1 year from the date of purchase against defects in workmanship and materials.
- Defects will be rectified by replacement of the product.
- This warranty becomes null and void if in our opinion the product has been misused, incorrectly installed, tampered with, or subject to power surges.
- The warranty does not include any labour or other associated expenses that may be involved in removal or installation of the product.
- To obtain a replacement under this guarantee, return the goods (prepaid) to the place of purchase (proof of purchase must be supplied).

---

#### **Vynco Industries (NZ) Limited**

##### **Christchurch Office**

388 Tuam Street, Phillipstown, Christchurch, 8011  
PO Box 9022, Tower Junction, Christchurch 8149  
New Zealand

P +64 3 379 9283 F +64 3 379 6838

E [sales@vynco.co.nz](mailto:sales@vynco.co.nz)

[www.vynco.co.nz](http://www.vynco.co.nz)

##### **Auckland Office**

9 Levene Pl, Mount Wellington  
PO Box 12 249, Penrose, Auckland 1061  
New Zealand

P +64 9 525 6051 F +64 9 525 5799

E [sales@vynco.co.nz](mailto:sales@vynco.co.nz)

[www.vynco.co.nz](http://www.vynco.co.nz)

---