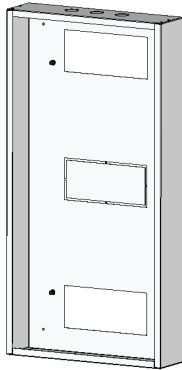


VMCC - VM RANGE SURFACE MOUNT KIT



SPECIFICATIONS

Material	Powdercoated Steel
Colour	Appliance White
Dimensions	814 x 411 x 105mm

FITMENT

The surface mount kit is intended for mounting onto a wall surface, and is designed to fit any of Vynco's VM range of combined meter boards.

WARRANTY

This product is covered by a 1 Year Vynco Warranty - proof of purchase is required. Please contact Vynco for details of returns procedure.

NOTE: This product contains NO user serviceable parts.

INSTALLATION PROCEDURE

STEP 1

Remove cable knockouts as required. Securely fix the VMCC surface mount kit to the wall.

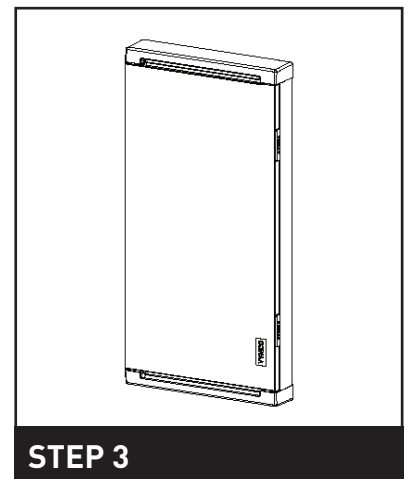
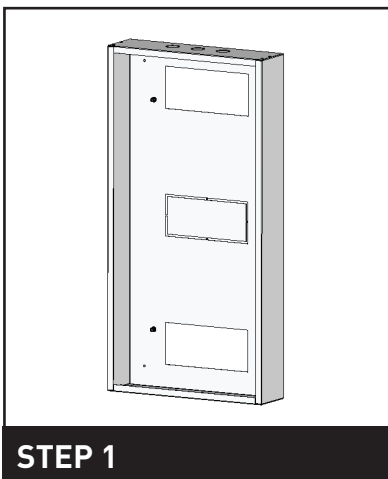
STEP 2

Fit the VM base onto the surface mount kit. Remove PVC gear tray. Screw the VM board into the surface mount kit using the 4 x M6 screws supplied.

STEP 3

Fix VM door and surround as per normal installation using screws provided.

INSTALLATION DIAGRAM



VYNCO INDUSTRIES (NZ) LIMITED

CHRISTCHURCH

388 Tuam Street, Phillipstown, Christchurch, 8011
PO Box 9022, Tower Junction, Christchurch 8149
New Zealand
P +64 3 379 9283 F +64 3 379 6838
E sales@vynco.co.nz

VYNCO.CO.NZ

AUCKLAND

9 Levene Place, Mount Wellington
PO Box 12 249, Penrose, Auckland 1061
New Zealand
P +64 9 525 6051 F +64 9 525 5799